

Catapult Launch



Popsicle Sticks



Bottle Caps











Glue



Pom Pom Balls



Rubber Bands

1.	Gather all materials.	
2.	Stack 7 Popsicle Sticks.	
3.	Twist rubber bands around both ends of the popsicle sticks.	
4.	Take two popsicle sticks. Twist rubber bands around one end of the sticks.	
5.	Open small stack of popsicle sticks up and place the larger stack inside	
6.	Connect the two stacks of popsicle sticks together with a rubber band.	
7.	Glue the bottle cap on top of the popsicle stick.	
8.	Place a pom pom ball on the bottle cap and launch! Use the map printout to see where it takes you!	

Catapult around the world

